



BARTEC offers two type series of explosion proof encapsulated enclosures for using electric components in hazardous (potentially explosive areas). Within the scope of the EC model test certification, these can be fitted with industrial standard units, such as e.g. small-type motors, printed circuit boards and cameras. The mounted parts are evaluated by BARTEC, fitted into a suitable housing and provided as a complete device with the corresponding ATEX marking. This housing series offers optimum solution approaches for control, regulating and display devices in Zone 1 and zone 21 hazardous areas.

Explosion protection

Marking ATEX	Typ 07-61**-****/**** Ⓜ II 2G Ex db eb op is ia/ib [ib] IIC T6...T4 Gb Ⓜ II 2(1)G Ex db eb op is ia/ib [ja Ga] IIC T6...T4 Gb Ⓜ II 2D Ex tb op is ia/ib [ib] IIIC T80°C, T95°C, T130°C Db Ⓜ II 2(1)D Ex tb op is ia/ib [ja Da] IIIC T80°C, T95°C, T130°C Db
Certification	EPS 14 ATEX 1696 X
Marking IECEx	Typ 07-61**-****/**** Ex db eb op is ia/ib [ib] IIC T6...T4 Gb Ex db eb op is ia/ib [ja Ga] IIC T6...T4 Gb Ex tb op is ia/ib [ib] IIIC T80°C, T95°C, T130°C Db Ex tb op is ia/ib [ja Da] IIIC T80°C, T95°C, T130°C Db
Certification	IECEx EPS 14.0042 X
Other approvals and certificates, see www.bartec.de	

Technical data

Protection class	min. IP 54/IEC 60529
Enclosure material	Aluminum, stainless steel or brass
Surface	bare, electro-plated or varnished









Ordering information

Version	Order no.
Control, regulating and display devices	07-61.1-... 07-61.2-...

Technical data subject to change without notice.

The control, regulating- and display devices are assembled out of the following modules to suit the required function. The size of the equipment depends on the components, power dissipation and the required housing volume.

Ordering information

Front flange	Enclosure	Rear flange
<p>closed</p> <p>e. g. for vibration measuring instrument or printed circuit board installation</p> 	<p>Ø 30 mm to max. 25 cm³ volume Ø 45 mm to max. 100 cm³ volume Ø 60 mm to max. 200 cm³ volume Ø 90 mm to max. 1000 cm³ volume Ø 120 mm to max. 2750 cm³ volume Ø 140 mm to max. 8625 cm³ volume Ø 160 mm to max. 8625 cm³ volume Ø 180 mm to max. 8625 cm³ volume Ø 200 mm to max. 8625 cm³ volume</p>	<p>with multicore tube encapsulated directly in the housing</p> <p>only up to a maximum 60 mm housing diameter</p> 
<p>with shaft bushing</p> <p>e. g. for small motors, rotary encoders or switches</p> 		<p>with cable entry</p> 
<p>with inspection glass</p> <p>e. g. for cameras, optoelectronic units Displays</p> 		<p>with Ex d screwed cable gland</p> <p>not suitable for gas subgroup IIC when sparking parts have been fitted.</p> 
		<p>Flange with Ex e connection housing</p> 